

# Student Drug Use Survey Data



BUTLER COUNTY  
**family +  
children**  
FIRST COUNCIL



**Prevention  
Coalition**

BUTLER COUNTY FAMILY +  
CHILDREN FIRST COUNCIL



# Why Prevention? It's proven and cost effective.



Addiction Policy Forum

**90% of Americans with a substance use disorder began using substances before the age of 18.**

**Community and school-based prevention helps decrease risk factors & increase protective factors....**

**An Ounce of Prevention = A Pound of Cure. Prevention programming could save \$18 for every \$1 spent!**

**[-SAMHSA Substance Abuse Prevention Dollars and Cents: A Cost-Benefit Analysis](#)**

# What is the Student Drug-Use Survey?

Collects comprehensive, accurate, and reliable information about attitudes towards and usage trends regarding student substance use and abuse. This survey is administered every 2 years. **8,644 Butler County students** participated across **5 school districts**. Our goal is to help:

- Identify trends, patterns, and priority issues
- Develop and evaluate effective policy and programs
- Use prevention strategies to save time and money
- Empower youth, educators, parents & community members

# Data informs our strategies

## Key Measures

- *Prevalence (30-Day Use)*
- *Youth Perceived Risks (Self/Parental/Friend Disapproval)*
- *Access and Age of First Use*



Alcohol decreased from 12.2% in 2020 to 10.2% in 2022 to **8.3%** in 2024.



Tobacco decreased from 3.2% in 2020 to 2.3% in 2022 to **1.6%** in 2024.



Marijuana decreased from 10.2% in 2020 to 7.2% in 2022 to **6.8%** in 2024.

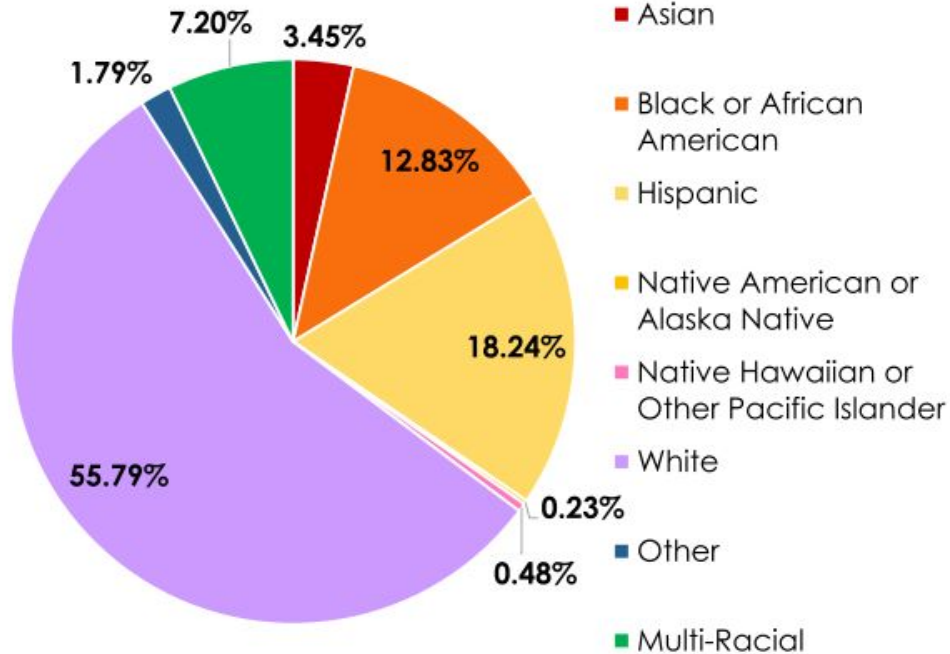


E-Vapor decreased from 14.1% in 2020 to 10.9% in 2022 to **8.7%** in 2024.

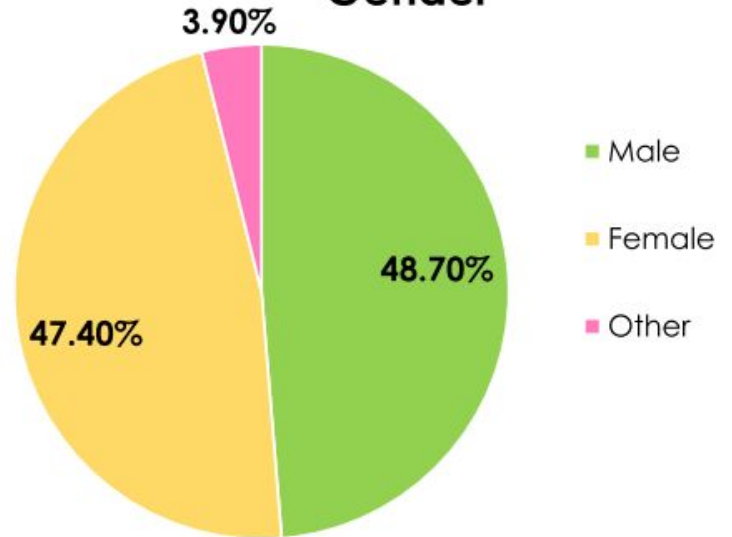
Past 30 Day Use Decreased Across the Board!

# Demographics

## Race/Ethnicity



## Gender

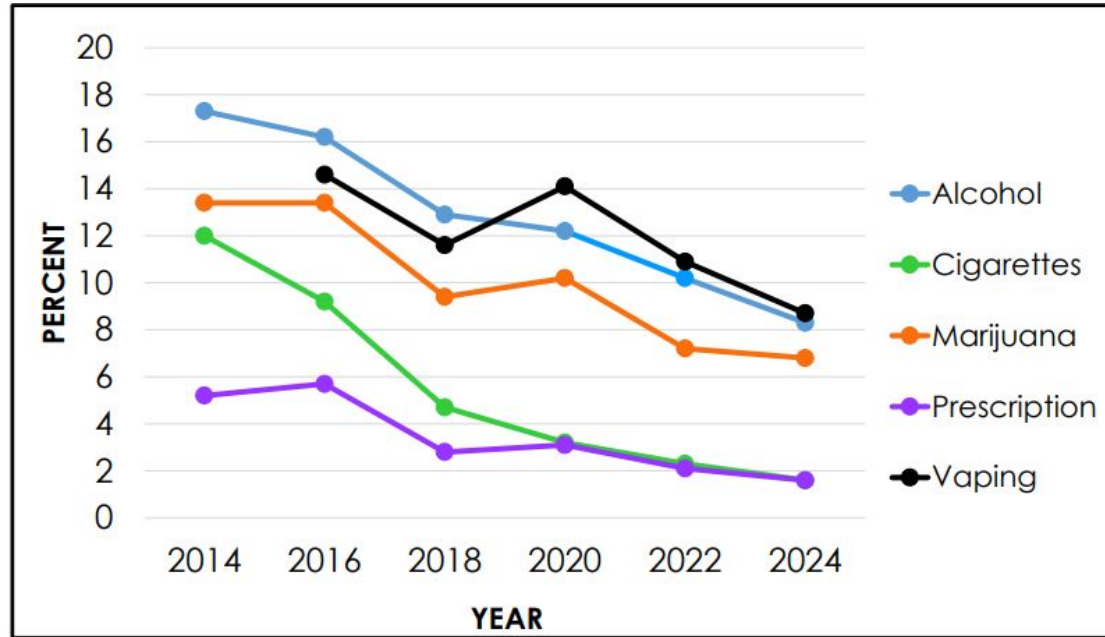


# Prevalence of Use

<b>2024 Student Survey</b>	<b>Regional Past 30-Day Use</b>	<b>Butler Past 30-Day Use</b>
Vaping	8.2%	8.7%
Alcohol	7.9%	8.3%
Marijuana	6.3%	6.8%
Cigarettes	1.6%	1.6%
Prescription Drugs	1.5%	1.6%

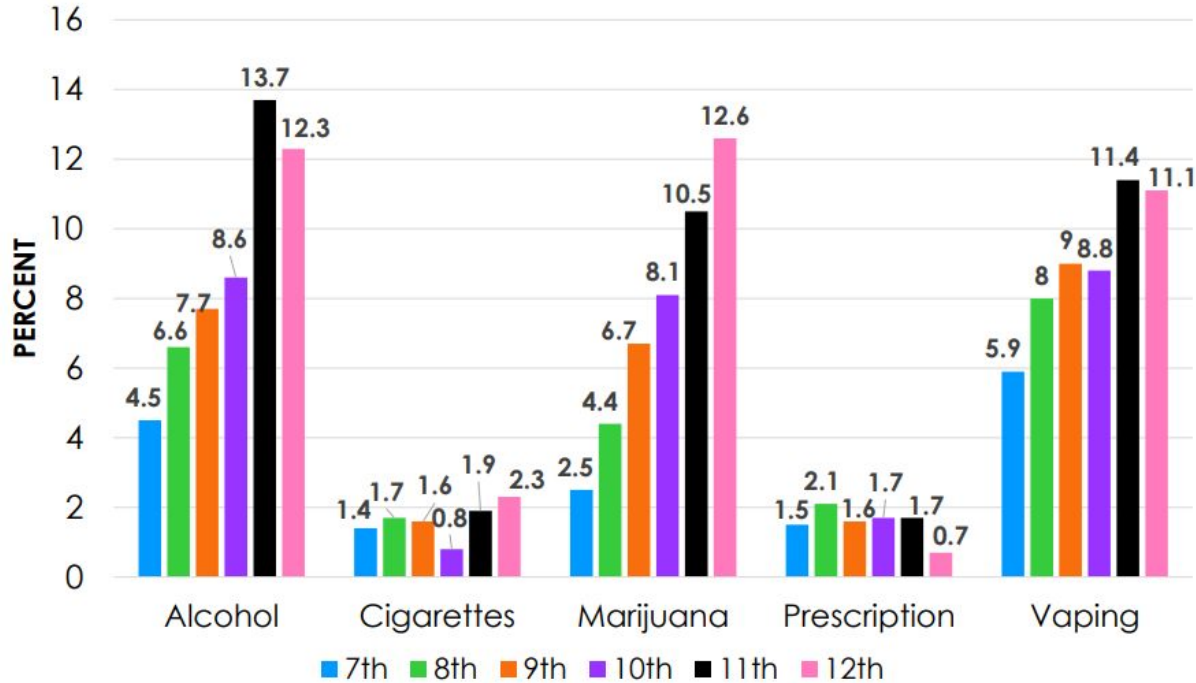
*Data from 2024 PRIDE Student Drug Use Surveys*

# Butler: 30-Day Use of Alcohol, Cigarettes, Marijuana, Prescription Drugs and Vaping



Data from 2024 PRIDE Student Drug Use Surveys

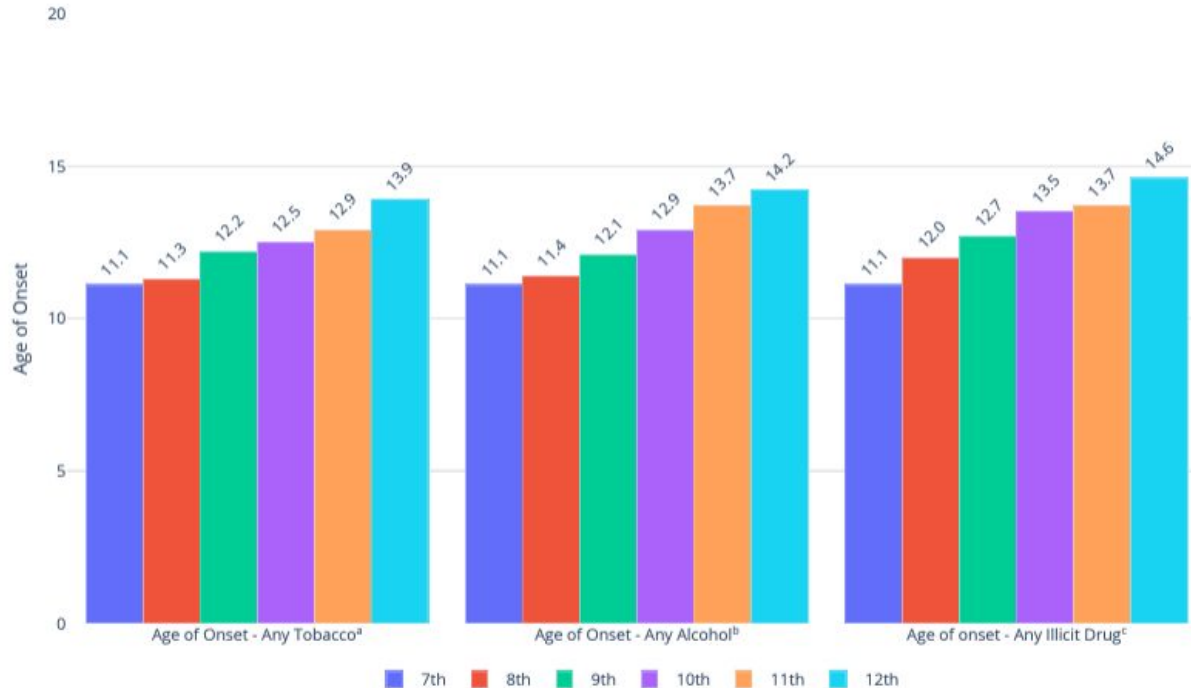
# Past 30-Day Use By Grade



*Data from 2024 PRIDE Student Drug Use Surveys*

# Age of First Use: Tobacco, Alcohol, Any Drug

Figure 3.7.1: Average Age of Onset of Use of – Any Tobacco<sup>a</sup>, Any Alcohol<sup>b</sup>, and Any Illicit Drug<sup>c</sup>, by grade



<sup>a</sup> Any Tobacco is calculated from the substances: cigarettes; smokeless tobacco; and cigars, cigarillos, and little cigars.

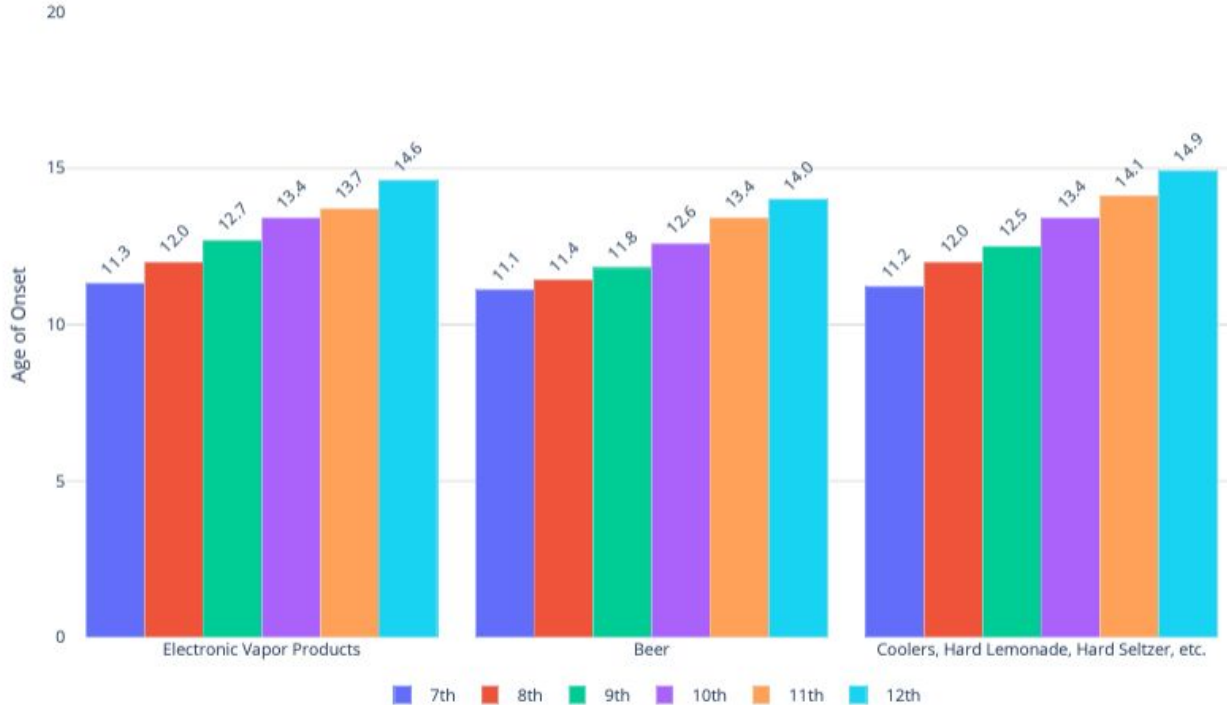
<sup>b</sup> Any Alcohol is calculated from the substances: beer; coolers, hard lemonade, hard seltzer, etc.; and liquor.

<sup>c</sup> Any Illicit Drug is calculated from the substances: marijuana; chemical products (bath salts); pain medication; stimulant medication; sleeping medication; sedative/anxiety medication; heroin; cocaine; inhalants; hallucinogens; steroids; ecstasy; and methamphetamine.

Prevention Strategy: Delaying age of first use...

# Age of First Use: E-Vapes, Beer, Coolers

Figure 3.7.3: Average Age of Onset of Use of – Electronic Vapor Products, Beer, and Coolers (Hard Lemonade, Hard Seltzer, etc.), by grade

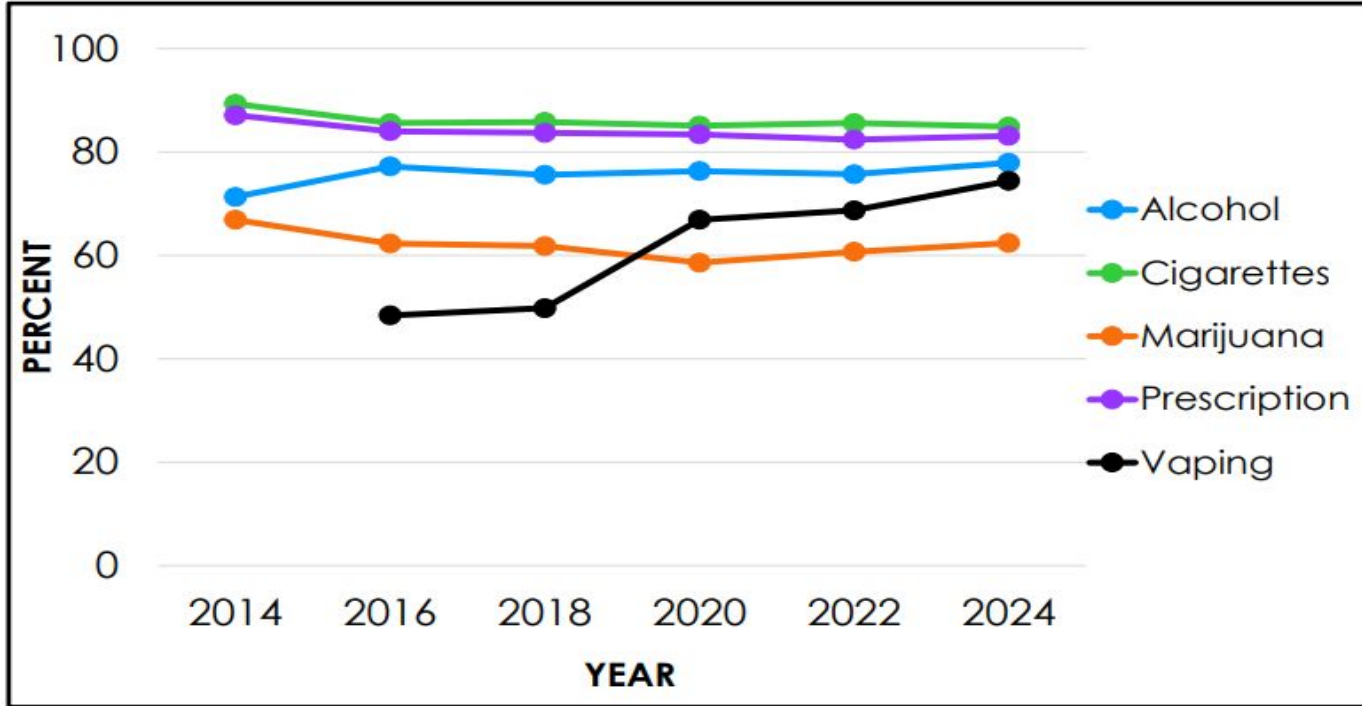


# Youth Perception of Harm

<b>2024 Student Survey</b>	<b>Regional Moderate/Great Risk</b>	<b>Butler Moderate/Great Risk</b>
Alcohol	77.3%	77.9%
Cigarettes	84.0%	84.9%
Marijuana	63.3%	62.4%
Prescription Drugs	82.6%	83.1%
Vaping	74.2%	74.4%



# Butler County Youth Perception of Harm



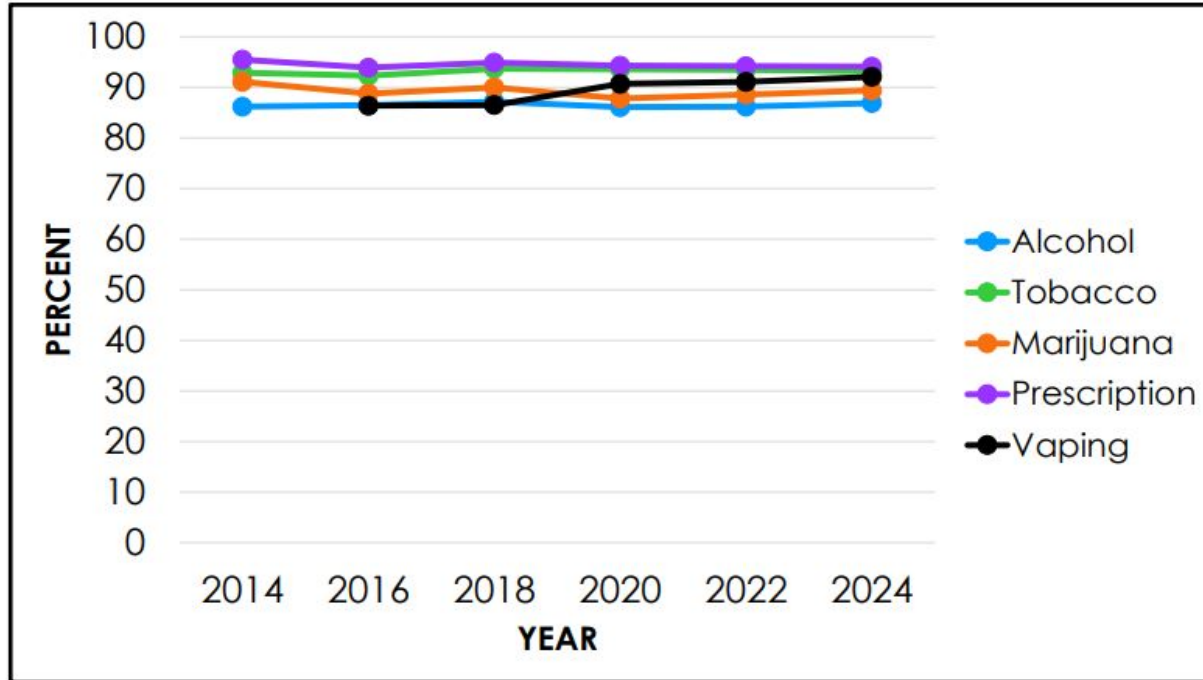
Data from 2024 PRIDE Student Drug Use Surveys

# Perception of Parental Disapproval

<b>2024 Student Survey</b>	<b>Regional Wrong/Very Wrong</b>	<b>Butler Wrong/Very Wrong</b>
Alcohol	86.8%	86.9%
Tobacco	92.8%	93.2%
Marijuana	89.4%	89.4%
Prescription Drugs	93.8%	94.1%
Vaping	91.7%	92.1%

*Data from 2024 PRIDE Student Drug Use Surveys*

# Butler County Perception of Parental Disapproval



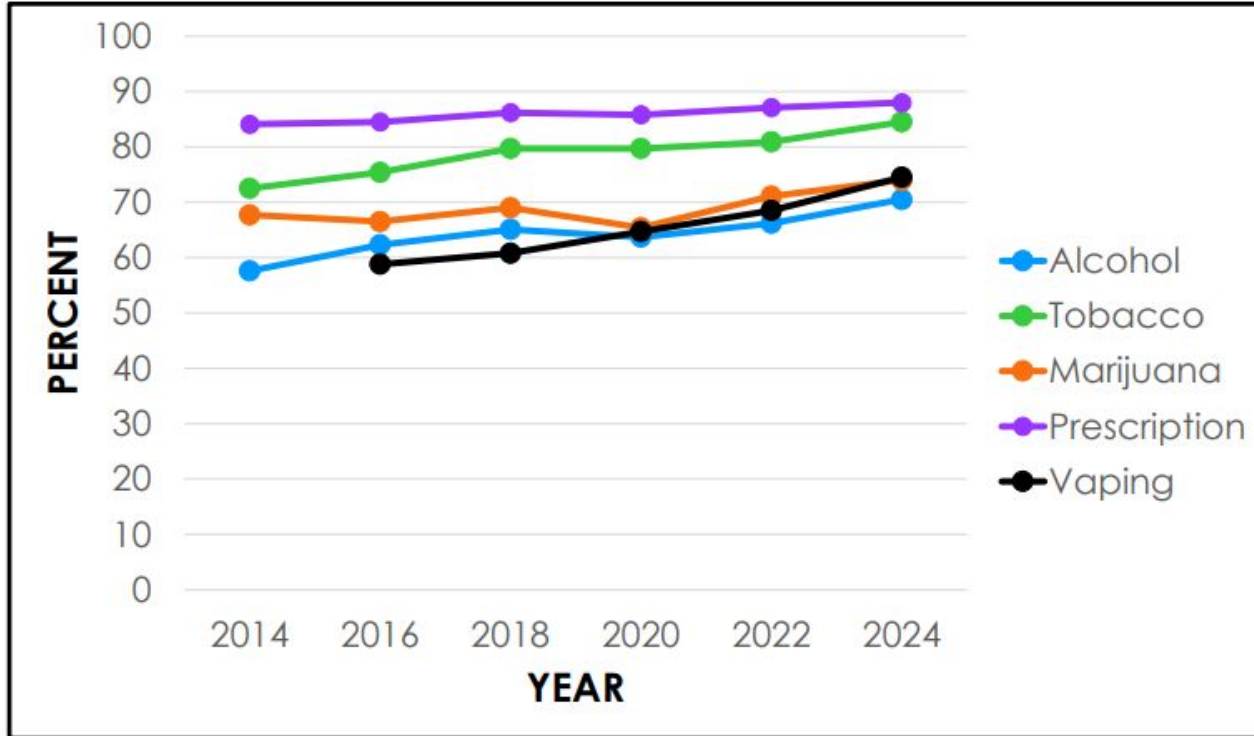
*Data from 2024 PRIDE Student Drug Use Surveys*

# Perception of Friend Disapproval

<b>2024 Student Survey</b>	<b>Regional Wrong/Very Wrong</b>	<b>Butler Wrong/Very Wrong</b>
Alcohol	71.0%	70.5%
Tobacco	81.5%	84.5%
Marijuana	74.9%	71.0%
Prescription Drugs	87.9%	88.0%
Vaping	75.4%	74.5%

*Data from 2024 PRIDE Student Drug Use Surveys*

# Butler County Perception of Friend Disapproval



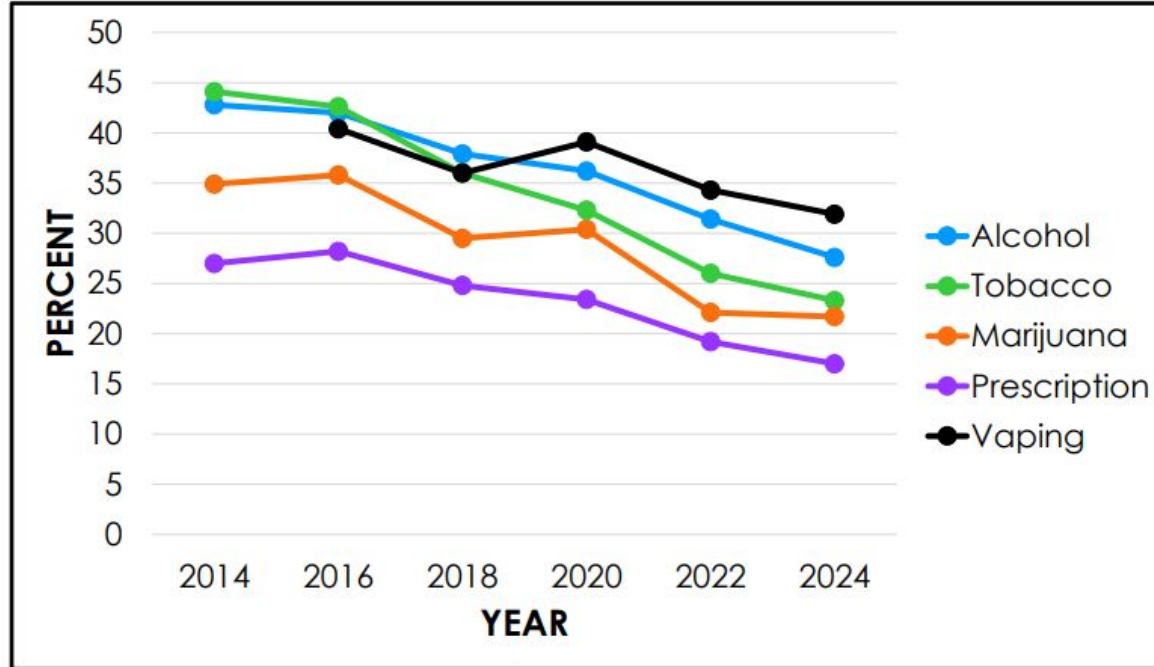
Data from 2024 PRIDE Student Drug Use Surveys

# Perception of Availability

<b>2024 Student Survey</b>	<b>Regional Fairly Easy/Very Easy</b>	<b>Butler Fairly Easy/Very Easy</b>
Alcohol	26.7%	27.6%
Tobacco	22.7%	23.3%
Marijuana	20.5%	21.7%
Prescription Drugs	16.0%	17.0%
Vaping	30.7%	31.9%

*Data from 2024 PRIDE Student Drug Use Surveys*

# Butler County Perception of Availability



*Data from 2024 PRIDE Student Drug Use Surveys*

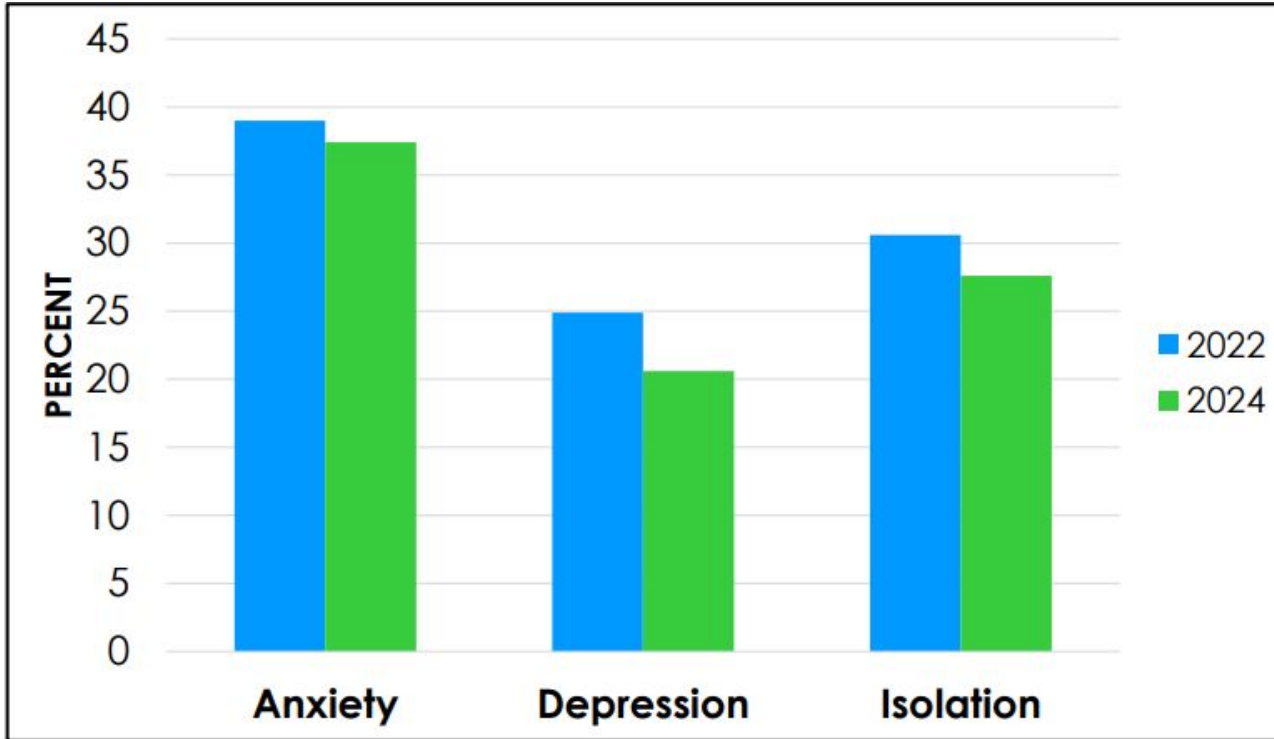
# 2024 Mental Health & School Climate Questions

# Mental Health Markers

<b>2024 Student Survey</b>	<b>Regional- All/ Most of the Time</b>	<b>Butler All/ Most of the Time</b>
Anxiety	35.6%	37.4%
Depression	19.9%	20.6%
Isolation	26.2%	27.6%

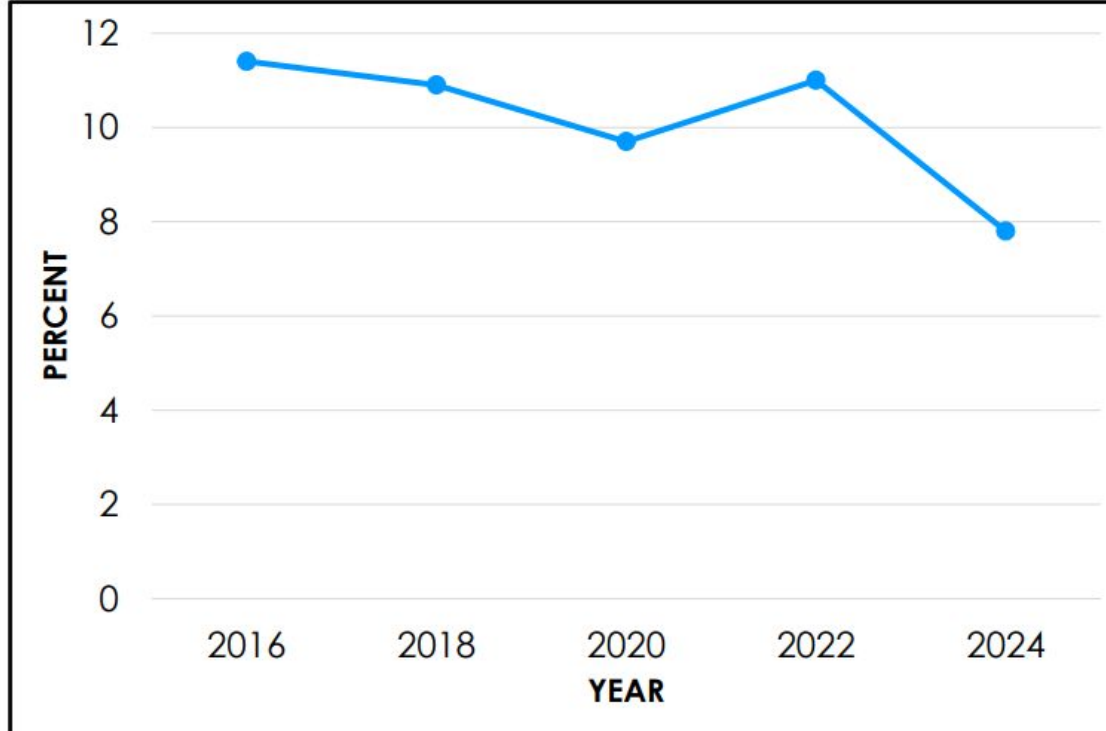
	<b>Regional Often / A lot</b>	<b>Butler Often / A lot</b>
Suicide Ideation	7.9%	7.8%

# Butler County Mental Health



*Data from 2024 PRIDE Student Drug Use Surveys*

# Butler County Suicide Ideation



*Data from 2024 PRIDE Student Drug Use Surveys*

# Mental Health Continued

<b>2024 Student Survey</b>	<b>Regional Often / A lot</b>	<b>Butler Often/ A lot</b>
Stress	47.2%	47.5%
Treated badly/ unfairly due to Race or Ethnicity	8.7%	8.6%
Screen time	54.3%	55.7%
Video games affected school / work	14.2%	14.2%

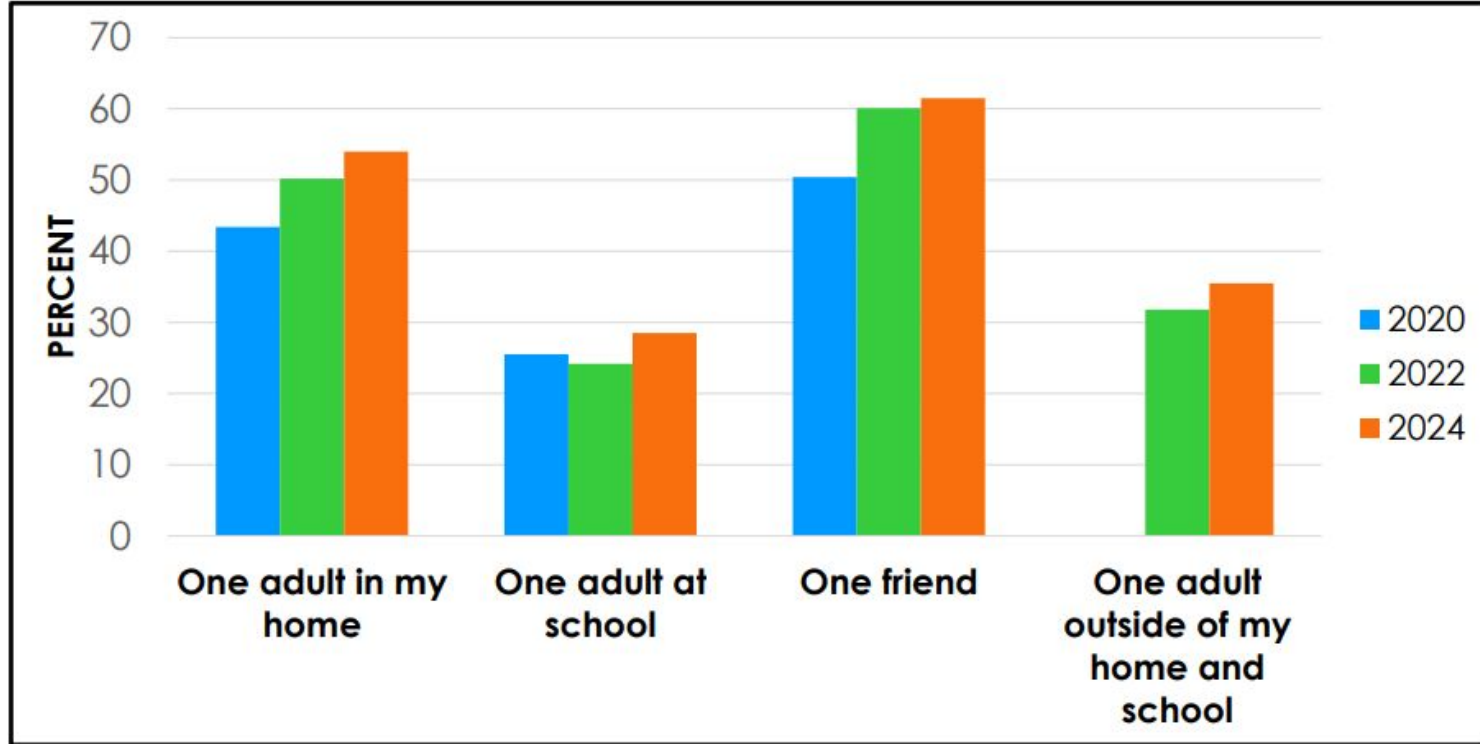
*Data from 2024 PRIDE Student Drug Use Surveys*

# I can discuss my personal problems with...

<b>2024 Student Survey</b>	<b>Regional Often/ A Lot</b>	<b>Butler Often/A Lot</b>
One adult in my home.	56.4%	54.0%
One adult at school.	31.6%	28.5%
One friend.	62.5%	61.5%
One adult outside of my home and school.	36.9%	35.5%

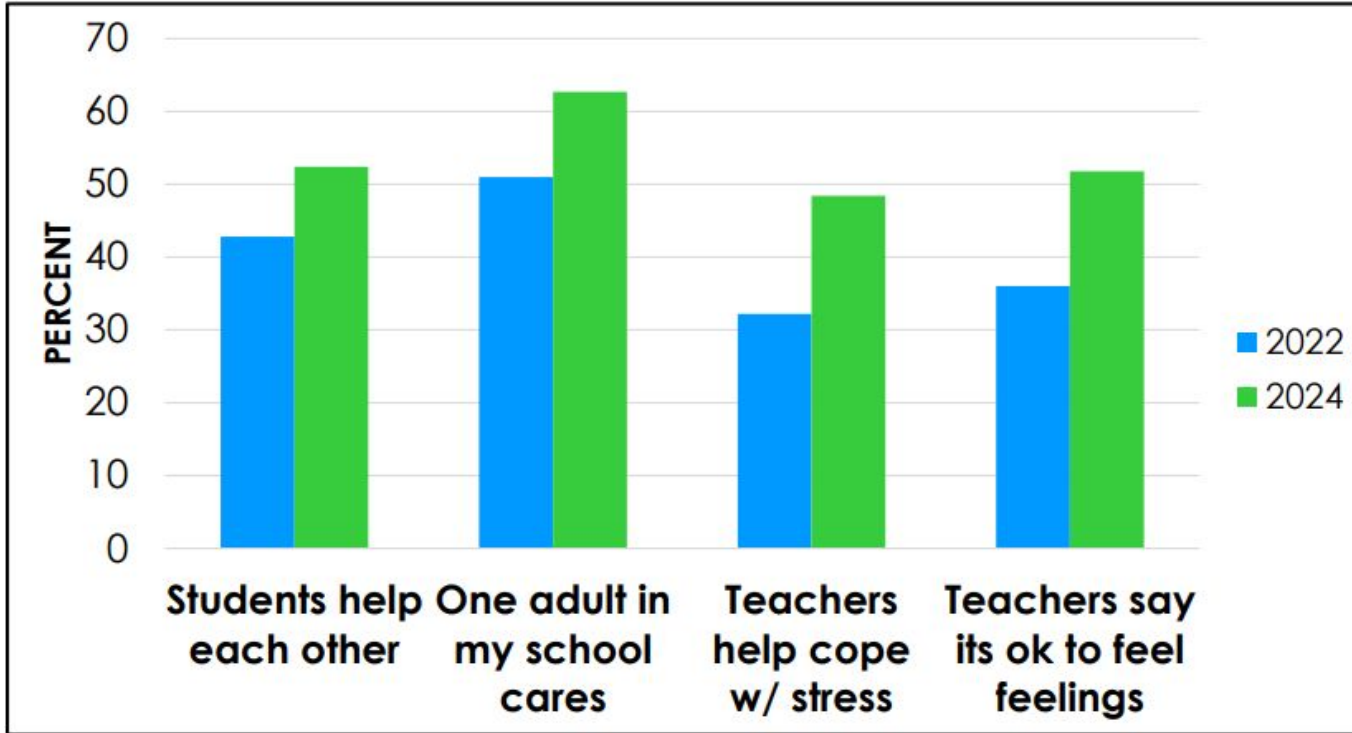
*Data from 2024 PRIDE Student Drug Use Surveys*

# Butler County Personal Problems



*Data from 2024 PRIDE Student Drug Use Surveys*

# Butler County School Climate Trends



*Data from 2024 PRIDE Student Drug Use Surveys*

# Sleep and Youth Homelessness

Where Do You Usually Sleep?	Regional	Butler
Parents' or Guardians' Home	97.0%	96.4%
Friend, Family Member, or Other Person's Home	2.3%	2.9%
Shelter of Emergency Housing	0.0%	0.0%
Motel/Hotel	0.1%	0.1%
Car, Park, Campground, or other Public Place	0.1%	0.1%
No Usual Place to Sleep	0.2%	0.2%
Somewhere Else	0.3%	0.4%

**36.3%** of Students reported getting **8 or more hours** of sleep

# Partnering in Prevention Efforts

## School-based Strategies

-**Universal:** *Botvin's* Life Skills Training, PAX Good Behavior Game, Lifelines Suicide Prevention

-**Selective:** Educational Support Groups, like Celebrate Me!, Envision Groups, Youth EmPowered, etc.

-**Indicated:** Community Early Intervention, E-cigarette Cessation, Youth & Family Mediation



MINIMIZE RISK  
**MAXIMIZE LIFE**  
: a low-risk drinking course for adults



-Mediation Center- Conflict & Violence Prevention

-Problem Gaming & Gambling Taskforce

-Butler County Prevention Advocacy and Policy Coalition

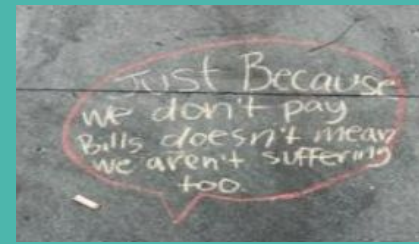
-Suicide Prevention Trainings

-County-wide Youth-Led Prevention Initiative

-Medication Disposal Bag Displays

-Informational Campaigns (see to the left)

# Countywide Prevention Efforts



- Billboards, Campaigns, & Events
- Free trainings
- Handle with Care-EMS/Fire, Police & Schools
- Schools: Alternatives to Suspension, Evidence Based Programs, and SBIRT
- Teen Youth Summit & Youth-led Prevention

Collaborative Application  
Submitted for  
One Ohio Funds



# Questions? Thoughts? Concerns?

# THANK YOU!



Beth Race, Director  
513-240-6253 cell  
[Beth.Race@bcesc.org](mailto:Beth.Race@bcesc.org)



Taylor Bryant, Coalition Coordinator  
513-594-8784 cell  
[elizabeth.bryant@bcesc.org](mailto:elizabeth.bryant@bcesc.org)



**Prevention  
Coalition**

BUTLER COUNTY FAMILY +  
CHILDREN FIRST COUNCIL



**SAMHSA**

Substance Abuse and Mental Health  
Services Administration



**PreventionFIRST!**  
GUIDING COMMUNITIES TO A VIBRANT FUTURE